

2025 SEASON MEMBERSHIP BENEFITS



CORPORATE PARTNERS

LEVELS

\$2,000+

\$5,000+

\$10,000+

\$15,000+

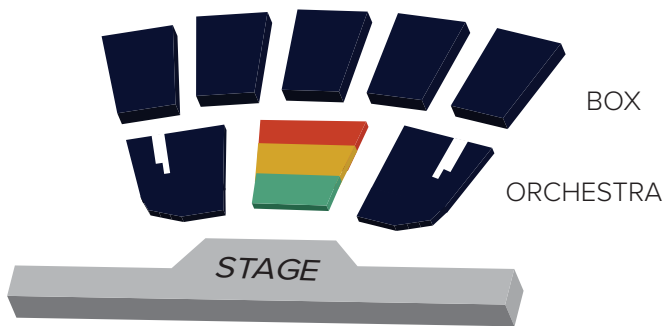
\$25,000+

BRAND AWARENESS						
Venue Signage Recognition				Name	Logo	
Recognition in Broadway Donor Lounge Invitations			Name	Logo	Logo	
Website Recognition	Name	Name	Logo	Logo	Logo	
Annual Impact Report Recognition	Name	Name	Logo	Logo	Logo	
Broadway Program Recognition	Name	Name	Logo	Logo	Logo	
BUSINESS DEVELOPMENT						
Complimentary Broadway Tickets		2	4	6	10	
Discounted Private Event Space Rental		\$125 off	\$250 off	\$500 off	\$1,000 off	
Up to 25% Broadway Group Ticket Discount + Concierge Service	●	●	●	●	●	
Private Backstage Tour	●	●	●	●	●	
Invitations to Networking Opportunities & Experiences	●	●	●	●	●	
Donor Priority Seating <i>See reverse for details</i>	●	●	●	●	●	
Season Ticket Seating Priority	●	●	●	●	●	
Broadway Donor Lounge Access	2 Guests/ Show	4 Guests/ Show	6 Guests/ Show	8 Guests/ Show	10 Guests/ Show	
Concert Applause Club + Buffet	4 vouchers	6 vouchers	10 vouchers	12 vouchers	16 vouchers	
EMPLOYEE ENGAGEMENT						
Volunteer Opportunities	●	●	●	●	●	
Concert Presale Access	●	●	●	●	●	
Broadway Presale Access	●	●	●	●	●	
20% Broadway Single Ticket Discount Code	●	●	●	●	●	
TAX DEDUCTIBILITY						
Fair Market Value	\$320	\$850	\$1,440	\$2,095	\$3,205	

Giving cycle: Benefits will be honored for contributions made to Starlight's Annual Fund or Community Engagement Fund between August 1, 2024, and July 31, 2025. Benefits are also available for select special event donors; see Annual Gala and Starry Night at Starlight benefits chart for additional information.

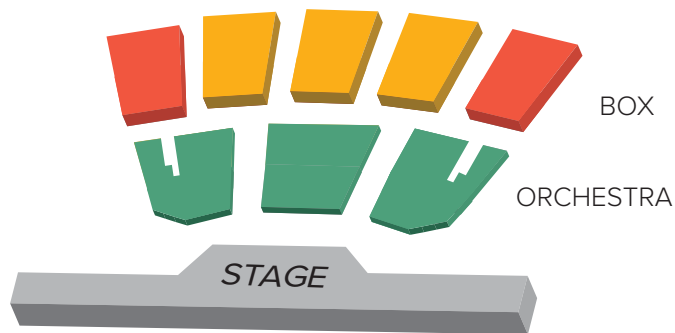
DONOR PRIORITY SEATING

Broadway Season Donor Seating*:



- Orchestra 1, Rows A-E: \$500 donation/seat
- Orchestra 1, Rows F-J: \$250 donation/seat
- Orchestra 1, Rows K-M: \$125 donation/seat

Concert Season Donor Seating*:



- Orchestra 1-3: \$1,000 donation/seat
- Box 1-3: \$500 donation/seat
- Box 4-5: \$250 donation/seat

* Show/event tickets are not included with benefits and must be purchased separately.


YOUR CORPORATE PARTNER MEMBERSHIP SUPPORTS:



PROVIDING WORLD-CLASS,
ACCESSIBLE LIVE ARTS
EXPERIENCES TO 300,000
GUESTS EACH YEAR



TRANSFORMING AND
ENRICHING THE LIVES
OF 30,000 COMMUNITY
MEMBERS THROUGH
ENGAGEMENT PROGRAMS



ENSURING KANSAS CITY'S
MOST UNIQUE OUTDOOR
VENUE WILL BE AROUND
FOR FUTURE GENERATIONS
TO EXPERIENCE THE ARTS

FOR MORE INFORMATION REGARDING STARLIGHT'S CORPORATE PARTNERS
MEMBERSHIP PROGRAM, CONTACT:

ERIN OLM-SHIPMAN
(816) 997-1133
ERIN.OLM-SHIPMAN@KCSTARLIGHT.COM